

DULUX WEATHERSHIELD COLOUR COMBINATIONS

Be inspired with even more great colour combinations for your home.



Dulux

WEATHER SHIELD

ADVANCED DURABILITY

Colour Scheme 01

Walls: Coral Ivory
Trim: Hayfield
Doors: Dark Oak - High Gloss

Colour Scheme 02

Walls: Portland
Trim: Olive Garden
Doors: Monarch - High Gloss

Colour Scheme 03

Walls: County Cream
Trim: Gardenia
Doors: Winter Holly - High Gloss

Colour Scheme 04

Walls: Durrow Cream
Trim: Innisfáil
Doors: Vermillion - High Gloss

Colour Scheme 05

Walls: Summer Breeze
Trim: Harvest Time
Doors: Nightshadow - High Gloss

Colour Scheme 06

Walls: Cameo
Trim: Terracotta
Doors: Dark Oak - High Gloss

COVERAGE CHART *on smooth surfaces*

Product	Walls	Wood	Metal	Exterior Plastic Guttering or Pipes	Coverage Per Litre	Drying Time
Dulux WEATHERSHIELD Smooth Masonry Paint (Water Based)	✓				14-16 sq.m.	2 - 4 hours
Dulux WEATHERSHIELD Quick Drying Satin (Water-based) provides a fashionable satin finish and is suitable for the protection of exterior wood and metal		✓	✓		up to 20 sq.m.	2 - 4 hours
Dulux High Gloss (Solvent Based) is suitable for the protection and decoration of wood and metal both inside and outside		✓	✓	✓	16-18 sq.m.	16 - 24 hours
Dulux Undercoat (Solvent Based) is recommended to be applied under Dulux High Gloss		✓	✓		14-16 sq.m.	16 - 24 hours

* 15 minutes shower resistance test was carried out in Dulux Paints Ireland laboratories in an environment above 7° celsius – one shower of 80-90 grms of water was sprayed over an area of 1sq.m.

WE TAKE RESPONSIBILITY. At Dulux we are committed to reducing the environmental impact of our products & services, from the raw materials we use to our transport & packaging. Step Towards Greener explains our philosophy – in order to maintain the high quality of our products we can't change everything overnight, but we are taking bold strides in the right direction. New Weathershield formula means a 5% reduction in embodied carbon and a 10% reduction in water***.

For more information visit www.dulux.ie/environment

***compared to 2009 Weathershield Smooth Masonry Paint formulation



Commons Road, Cork
Tel. (021) 422 0222 - Fax (021) 422 0205
Email: marketing@dulux.ie
Website: www.dulux.ie

Unit J, South City Business Park, Killinarden, Tallaght, Dublin 24
Tel. (01) 455 6099 - Fax. 1800 455 455

2011 Colour Card For technical reasons connected with the printing process, the representation of the colour in photography may not exactly match the colour in the can. The colour chips on the card will be much more accurate but slight variations between batches of paint may occur. Where more than one tin of paint is required, check that the batch numbers are identical and if not intermix before use.



Dulux, Weathershield, the Step Towards Greener logo and all distinctive colour names are trade marks of the AkzoNobel Group of Companies © AkzoNobel 2011



Shower Resistant in 15 mins!*



Superior Dirt & Mould Resistance



Superior Colour Retention

Designed to protect against Ireland's weather conditions

Dulux WEATHER SHIELD

ADVANCED DURABILITY

Weathershield's toughest and longest lasting formula yet!



Shower Resistant in 15 mins!



Superior Dirt & Mould Resistance



Superior Colour Retention



Tough Acrylic Resin to protect against cracking & flaking

Using a pure acrylic technology, **Weathershield** with Advanced Durability is our most protective masonry paint yet** giving you that freshly painted look for longer.

For advice on application and preparation please see back of container or visit www.weathershield.ie

Colour Mixing

Need an even wider selection of colours?

The **Weathershield** colour palette makes choosing your exterior colour as simple as possible. **Over 500 colours** are available to you on the **Dulux Colour Mixing** system. Ask your local Dulux stockist for details.



Find the perfect finish for your front door

Make a statement with **Dulux High Gloss** or **Weathershield Satin**, the perfect finishes for your front door.

Dulux High gloss colours will add the finishing touches to your exterior wood and metal surfaces. Available in 15 ready mix colours or over 12,000 colours on the **Dulux** colour mixing system. For a more subtle finish why not try our new **Weathershield Satin** which is a softer lower sheen finish. Available on the Dulux Colour Mixing system in over 620 colours.



Pride of Place



Family home before

Great pride is taken in the upkeep of Irish Homes and a fresh lick of paint, a well kept flower bed or a new patio is not just considered general maintenance but a real way to turn four walls into a home. The Boland family home in Co. Sligo is a great example of this. This home has seen many generations pass through it but still remains the cornerstone of the family today.



Walls: **Innisfáil** Plinth and Trim: **Brilliant White** Sills and Capping: **Black**



Noeleen McShane and brother Gerry Boland

"Our house is approximately 200 years old with most of its original features. The house has remained in our family name throughout the years and my late mum and my brother Gerry, who now lives here, maintained it with great care as you can see. **Dulux** paint was always my mum's favourite quality paint colour wise and quality wise. **Dulux** is a must with our harsh environment especially during last winter. Even though myself and my other 7 family members have moved out and into our own homes, we always love to return to the house we grew up in as we still call it home."

Our 2011 **Weathershield Covershot Winner** is Meg Wilson from Co. Donegal. Meg's home really demonstrated a true sense of how colour can really enhance the exterior of your home. Congratulations Meg! Walls: **Wattle** Trim: **Gardenia**



For more exterior imagery and colour advice please log on to www.weathershield.ie

* 15 mins shower resistance test was carried out in Dulux Paints Ireland laboratories in an environment above 7° celsius - one shower of 80-90 grms of water was sprayed over an area of 1sq.m.
** compared to 2009 Weathershield Smooth Masonry paint

Smooth Masonry Paint


Also available in Brilliant White and Black.

toptip


Remember exterior lighting is very different to interior lighting. Always examine colour cards outside as the colour will look different in exterior light. A **Weathershield** tester should always be used when finalising your exterior colour.




OFF WHITES, WARM CREAMS & YELLOWS




Wild Cotton




Gardenia
BS10B15



Honeydew




Buttermilk
BS10C31




County Cream




Aran Cream




Durrow Cream




Hayfield



Wattle




Portland
BS00A01




Etched White




Achill White




Magnolia
BS08B15




Coral Ivory
BS08C31



Autumn Stone



Fresco



Cameo
BS06C33



Innisfáil




Sandstone
BS08B17




Soft Avoca




Cobblelock




Olive Garden




Claystone




Antelope
BS08B21




Summer Breeze




Eastern Light



Daffodil Delight



Harvest Time




Sunflower


GREYS, REDS & BROWNS




Goosewing
BS00A05




Blue Grey




Merlin
BS18B25




Foxfire



Terracotta



Spice



Bitter Chocolate
BS08B29

HIGH GLOSS

Dulux High Gloss is suitable for the protection and decoration of wood and metal both inside and outside the house.



Magnolia
U/C Brilliant White



Coral Ivory
U/C Off White



Cornfield
U/C Off White



Gunmetal
U/C Mid Grey



Wild Orchard
U/C Mid Grey



Sheffield Green
U/C Green



Winter Holly
U/C Green



Killala Bay
U/C Mid Grey



Nightshadow
U/C Mid Grey



Deep Juniper
U/C Red



Vermillion
U/C Red



Monarch
U/C Red



Teak
U/C Mid Grey



Dark Oak
U/C Mid Grey



Bitter Chocolate
U/C Mid Grey

High Gloss is also available in Pure Brilliant White and Black. U/C denotes recommended undercoat required for each colour.

toptip

Make a statement with your front door, our new High Gloss colour Deep Juniper is the perfect match for the subtle hue of Soft Avoca.



Colour Scheming with

Dulux
WEATHER SHIELD
ADVANCED DURABILITY

toptip

When changing the colour of your home always maintain a sense of colour balance between your home, the landscape and your neighbour.



Walls: Sandstone Plinth & Sills: Claystone
Door & Window Frames: Dark Oak - High Gloss



Walls: Olive Garden Plinth & Sills: Portland
Door: Nightshadow - High Gloss



Walls: Claystone Sills: Antelope
Door & Window Frames: Bitter Chocolate - High Gloss



Walls: Aran Cream Sills: Spice Door: Teak



Walls: Etched White Sill: Soft Avoca
Door: Wild Orchard - High Gloss



Walls: Cobblelock Trim & Sills: Achill White
Door: Monarch - High Gloss



Walls: Achill White Sills: Sandstone Flower Bed: Claystone
Window Feature: Nutmeg White - Weathershield Satin



Walls: Innisfáil Door: Deep Juniper - High Gloss
Surround: Muslin Birch - Weathershield Satin

toptip

It is easy to combine Weathershield colours with brick and stone too. Brick is best suited to warmer Weathershield colours such as Autumn Stone or Coral Ivory. Stone is suited to more muted cooler tones such as Cobblelock or Soft Avoca.



For more exterior imagery and colour advice please log on to www.weathershield.ie